

The manufacturer reserve the right to modify the design, specifications, mechanisms, etc. to improve the performance of the machine without notice.  
All the specifications shown above are just for reference.



**Timeway Machine Tool Co., Ltd.**

Add: 5# Shangwu Inner Circle Road, Zhengzhou, China

Tel: +86-371-60973290 55273019

Fax: +86-371-60308992

E-mail: [info@timewaymachine.com](mailto:info@timewaymachine.com)

[info@cntwmachine.com](mailto:info@cntwmachine.com)

[Http://www.timewaymachine.com](http://www.timewaymachine.com)


[Http://www.cntwmachine.com](http://www.cntwmachine.com)

**Timac**<sup>®</sup>

**Timeway**<sup>®</sup>

Stable • Efficient • Environmental

# Turning Machine



**TIMEWAY MACHINE TOOL CO., LTD.**



# COMPANY INTRODUCTION



Timeway Machine Tool Co., Ltd. is a professional machine tool manufacturing enterprise, the main products include lathe, milling machine, grinding machine, etc., and according to customer needs we also can design and manufacture various special purpose machines, to provide relative technology upgrading and transformation services in machine tool field.

Our products are widely used in mold processing, 3C products, agricultural machinery, petroleum machinery, auto parts processing, aerospace industry, etc., selling more than 60 countries and regions in domestic and abroad.

Our company has advanced production testing equipment, first-class R & D, production, sales and service teams, and behave the own production and acceptance standard higher than the national standard to ensure that each machine delivered by us can make customer satisfaction and help customer create the greatest benefits.

Adhering to the "quality products, first-class service, sustainable development" concept, adhere to the "low-key life, high-profile work" spirit of enterprise, look forward to sincere cooperation and work together with the friends from domestic and abroad to create a better future for all.



# EXHIBITION & TRAINING

- ① CIMT Exhibition
- ② International Exhibition
- ③ Training for customer



①



②



③



# CULTURE

**Spirit:** Innovation never ends.

**Vision:** Wealthy employees, serving human progress.

**Mission:** Provide excellent machine tools for domestic and foreign users.

**Goal:** Build CNC machine tool base and famous brand.

**Core values:** Create value and share value.

**Business philosophy:** What users need is what we have to do.

**Management philosophy:** Serious is the magic weapon of success.

**Employee philosophy:** Diligent, dedication, loyalty, and eager to learn.

**Brand philosophy:** Good service and better quality.

**Working philosophy:** Either do not do, if do, do it well.

**Employer philosophy:** Most suitable person do most appropriate thing.

**Talent philosophy:** Competence is talent, competition achieve talent, performance measure talent.

**Quality philosophy:** Pursue perfection, focus on detail.

# CONTENTS


Heavy Duty Horizontal Lathe

Page **01-12**



CNC Heavy Duty Horizontal Lathe

Page **13-24**



Gap-bed Lathe

Page **25-30**



Flat Bed CNC Lathe

Page **31-32**



Slant Bed CNC Lathe

Page **33-40**




VTC CNC Lathe

Page **41-42**



Oil Country Lathe

Page **43-50**



CNC Oil Country Lathe

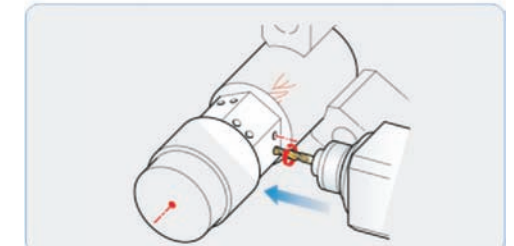
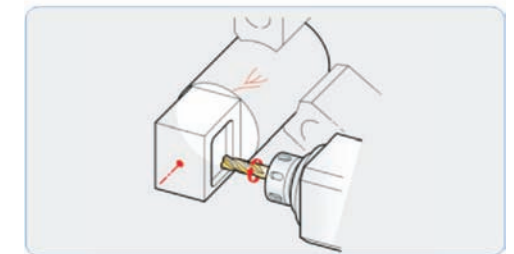
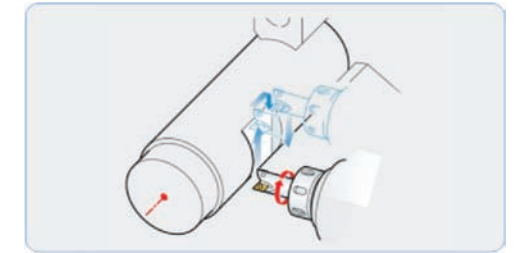

Page **51-58**



CNC Roll Turning Lathe

Page **59-60**





- The series CNC lathe has a semi-closed-loop control system that increases productivity through high-speed cutting. It is suitable for machining all kinds of complex shapes of shaft, sleeve, disk parts, such as turning inside and outside cylindrical surface, conical surface, circular surface, end face, slotted, chamfering, drilling, reaming, especially for multi-species, a small batch of turning processing.
- Easy clamping, process adaptability, high processing efficiency, low scrap rate, good consistency of the finished product, and reducing the technical proficiency requirements of workers, easy programming, simple operation, which makes it is widely selected as the ideal small and medium-sized mechanical processing equipment.
- The machine bed is box-shaped structure casting with the material of tough cast iron (HT300) by one-time molding casting technology, and processed by the imported high-precision pentahedral machining center using one-time clamping processing.
- The unique construction developed using FEA techniques to provide maximum stiffness under the heaviest cutting conditions.
- This machine is electromechanical integrated structure, gang-type turret design, without tailstock, and suitable for processing of various parts.
- Spindle structure is front fixed and rear floating support, and by using large diameter P4 grade high precision cylindrical roller bearings and high-speed bevel contact ball bearings achieves radial and axial withstand and synthetic load. Spindle motor uses variable frequency motor. Ball screw and spindle bearings both are used NSK bearing.
- Main motor uses high-performance AC frequency motor, stepless speed, spindle box without gear structure, high speed and low noise.
- High quality hydraulic solid chuck and high-speed fuel cylinder, and equipped with foot switch made, it is easier to quickly clamping the workpieces.
- X/Z-axis transmission system uses high-precision ball screw driven by AC motor directly, there are no belt and gear drive, avoided the backlash and vibration generated.
- CNC system uses the internationally renowned FANUC, SIEMENS or China GSK AC servo control system, wide functions and stable performances.
- This CNC lathe machine has fully enclosed protection, and equipped with emergency stop safety button, when it suddenly encounters a sudden power failure or other failures, as a result of the special design of the control circuit, the machine can be self-protected to ensure the safety of itself and personnel.
- Automatic central lubrication, coolant system and chain type conveyor extend intervals between maintenance and reduce down-times.
- This CNC lathe machine can be added online detection function; hydraulic clamping force grading automatic adjustment function; In accordance with the special needs of users added automatic bar feeder, automatic doors and other automation peripherals device.

SPECIFICATION	UNIT	AK-10P	AK-20P	AK-36P	AK-40P
Max.swing over bed	mm	220	500	420	450
Max. turning diameter	mm	100	200	130	180
Max. diameter of bar	mm	17	42	47	70
Max. turning length	mm	120	280	370/270	350/250
Cross travel (X)	mm	210	400	470	470
Longitudinal travel (Z)	mm	140	285	400	400
X-axis rapid feed speed	m/min	15	24	12	12
Z-axis rapid feed speed	m/min	15	24	12	12
Spindle speed range	rpm	6000	5000	4500	4500
Spindle nose	-	A2-3	A2-5	A2-5	A2-6
Spindle bore	mm	25	56	62	87
Chuck size	inch	Spring collets	6"	6"	8"
Tool post type	-	Gang-type	Gang-type	Gang-type	Gang-type
No. of station	pcs.	3-6	4-8	4-8	4-8
Tool section size (turning)	mm	12x12	20x20	25x25	25x25
Tool section size (boring)	mm	12	25	25	25
Power-driven tool (optional)	-	Single	Single/Double/Three	Single/Double/Three	Single/Double/Three
Main motor power	kw	2.2	7.5	5.5	7.5
X-axis servo motor power	kw	1.6	1.88	2.3	2.3
X-axis motor torque	NM	6	7.5	7.5	7.5
Z-axis servo motor power	kw	1.6	1.88	2.3	2.3
Z-axis motor torque	NM	6	7.5	10	10
Working accuracy	mm	IT6	IT6	IT6	IT6
Roughness	µm	Ra0.8	Ra0.8	Ra0.8	Ra0.8
X/Z-axis positioning accuracy	mm	0.016/0.02	0.016/0.02	0.016/0.02	0.016/0.02
X/Z-axis repositioning accuracy	mm	0.007/0.01	0.007/0.01	0.007/0.01	0.007/0.01
CNC system	-	GSK988T	GSK988T	GSK988T	GSK988T
Machine dimensions (LxWxH)	mm	1310x1090x1430	1870x1500x1600	2270x1520x1650	3000x1545x1720
Machine weight	kg	800	2200	3100	4900